

United Nations Sustainable Development Goals

Supporting Local Impact and Global Citizenship



SDG Mapping Report

Commissioned by

St Helens Chamber



About 2030hub

2030hub is the world's first UN-recognised Local2030 Hub
Based in Liverpool – www.local2030.org

2030hub make places stronger through accelerated adoption, coordination and promotion of the United Nations Sustainable Development Goals, and B Corp.

2030hub
101, Cotton Exchange
Bixteth Street
Liverpool, L3 9LQ

T: +44 (0) 151 558 1066
E: info@the2030hub.com
W: www.the2030hub.com

Company Reg: 11063387

Lead Report Authors: David Connor and Stuart Donaldson.
Research and Contributors: Stephen Sykes, Natalya Edwards, Simone Greyling and Holly Harrison.

TOGETHER TO ZERO

For a stronger, sustainable St Helens.



Contents

	Page
Introduction	3
SDGs Are Not An Externally Imposed Mandate	
Opportunity for St Helens	
Executive Summary	6
SDGs in UK and Global Cities	8
Potential SDG Priority Areas for St Helens	9
Recommendations	12
Opportunities for the Local Private Sector	14
SDG Data Platform for St Helens	17
Methodology	19
Main Data & Summaries	
SDG 1 – No Poverty	20
SDG 2 – Zero Hunger	23
SDG 3 – Good Health and Wellbeing	26
SDG 4 – Good Education	30
SDG 5 – Gender Equality	32
SDG 6 – Clean Water and Sanitation	34
SDG 7 – Affordable and Clean Energy	36
SDG 8 – Decent Work and Economic Growth	38
SDG 9 – Industry, Innovation and Infrastructure	41
SDG 10 – Reduced Inequalities	42
SDG 11 – Sustainable Cities and Communities	44
SDG 12 – Responsible Consumption and Production	46
SDG 13 – Climate Action	49
SDG 14 – Life Below Water	52
SDG 15 – Life on Land	53
SDG 16 – Peace, Justice and Strong Institutions	55
SDG 17 – Partnerships for the Goals	58
Appendices	
A. UK Cities	59
B. SDG Mapping Project Promotion & Engagement	62

Introduction

This report was commissioned by St Helens Chamber as part of their recent Community Renewal Fund '[Together To Zero](#)' project, we also include a focus on the role of the private sector in an agenda that is too often overly dominated by Local Authorities and Academia, and also the need for a truly collaborative multi-stakeholder approach to sustainability.

The SDGs are [a universal call to action](#) with hugely ambitious targets to ensure a prosperous future for all generations to come. This framework of 17 Goals, 169 specific Targets, and 244 measurable Indicators provides a 15 year thematically interconnected roadmap to true place-based sustainability. We are now halfway there, and way off track, especially given global Covid disruption and geopolitical volatility.

This snapshot SDG Mapping Report examines all available strategies, policies and data, and aligns with the SDG Targets and Indicators where possible, and proxies offered where they are pragmatic. It also provides comparison to other places on their SDG journeys, and recommendations to enhance local impact and global citizenship.

Together To Zero is a project focused on carbon reduction, but net zero cannot be achieved in thematic isolation. Any net zero approach hoping to address global climate crisis can only gain traction at local level by engaging with the wider sustainability agenda including all social components. The SDGs provide such a matrix that connects global climate change to local Covid economic recovery and social deprivation.

This snapshot SDG Mapping report intends to nurture and support the [early commitments of St Helens Council](#) to the United Nations (UN) Sustainable Development Goals (SDGs) and also make linkage directly to the 'Pathway to Net Zero' plan of the Liverpool City Region Combined Authority. This document, and the additional open-source [SDG Data Platform](#) created for St Helens helps to introduce all local stakeholders to the added value of locally adapting, adopting and utilising this framework.

Cllr Hattersley, who is also Chair of the council's Place Services scrutiny panel, says:

"I am delighted that my motion was passed unanimously. Its adoption will support the hard work and commitment of our Labour council to make the borough of St Helens work for all of our residents. It will create the foundations for sustainable developments to be made within the services we deliver and increase accountability towards the delivery of the borough's priorities.

I am excited to begin work on drafting the SDG tracking document with the Place Services scrutiny committee and taking this forward."

SDGs Are Not An Externally Imposed Mandate.

The SDGs are not parachuted onto cities or towns, they should voluntarily be embraced and adapted from a global starting point and made relative to local needs.

Given that the SDGs are by nature weighted towards the planet's biggest priorities, and the majority of those exist in the developing world, they were also specifically constructed to ensure that nobody is left behind - anywhere.

We cannot eradicate global poverty, disease, inequality and tackle climate change if we are only successful in the developing world but not in the developed.



The SDGs were originally designed as a national level blueprint but that has rapidly evolved. Every member state in the world has formally committed to them, but since their launch there has been a determination to adapt this framework to work sub-nationally with cities and regions to make it relevant for all communities.

When boldly embraced, adapted to local geography and community needs, and then also connected as a bridge for local stakeholders, knowledge transfer and assets to be deployed internationally, the SDGs are a powerful impact framework, community and communications brand.

Opportunity For St Helens

St Helens, like many of the developed world's regions, cities and towns also has its unfair share of social deprivation challenges and pressing climate obligations.

But St Helens is different. It is showing true vision, leadership and innovation. This report and complementary data platform are in themselves internationally pioneering.

St Helens Council has bravely committed to the SDGs politically in 2020 but this initial alignment through mapping is the first in the world to be driven by the private sector, and one of the very first as a town.

The power of implementing the SDGs lie in their core principles including:

- Target the furthest behind first and leave nobody behind.
- All of the 17 Goals and Targets are interconnected
- These challenges are everybody's responsibility
- They provide a universal framework applicable to all sectors
- The solutions are local in addition to global
- Data and metrics are crucial
- Collaboration and partnerships are crucial

The added value for St Helens will include:

- Supporting the Climate Emergency Declaration
- Evidence of leadership on a national and global stage
- Access to new non-local intellectual, social and financial assets
- A supplementary framework for enhancing strategic planning, policy review and access to assets
- Development of new cross-sector and strategic partnerships
- Improved transparency and accountability with all communities
- Additional community engagement and empowerment



Executive Summary

This SDG Mapping Report is presented as snapshot report that aims to build on the initial formal commitments made by St Helens Council, to develop wider stakeholder engagement and support, especially the private sector and to identify specific recommendations for next action steps.

Through this report St Helens becomes the first place to demonstrate a private sector SDG lead on mapping across a territory and also one of the very first towns to take such concrete implementation steps.

The Together To Zero Community Renewal Fund project has been an ideal vehicle to begin to better educate and engage the private sector through carbon reduction as an entry point to wider environmental, economic and social citizenship. The SDGs provide a sustainability brand, an interconnected matrix, and both local and international impact.

Even though we are at the mid-point of the SDGs, localisation is still a relatively immature movement, providing an opportunity for St Helens to differentiate and lead nationally and internationally.

Localised sub-regional SDG data is still a new concept much of this early available data is a disaggregation of national and regional information, greatly supported by work already done by the Office for National Statistics (ONS), but will play an important role as the UK Govt accelerates its Levelling Up agenda. ONS is already upgrading its localised data strategy as it looks to such data platforms to better inform national policy and funding decisions.

From a high-level perspective St Helens has historically demonstrated political leadership with the existing SDG commitments and beginnings of integration into strategic planning, with specific actions now required to reinforce this early adoption.

St Helens should also be noted for its stakeholders repeatedly portraying a strong local independent personality allied with pockets of intense drive for change, innovation and openness.

Local private sector engagement and leadership is relatively poor from a sustainability / SDG perspective, even considering the significant longer-term distracting pressures from austerity, Brexit, Covid and now spiralling costs. There are always such external pressures, but St Helens would greatly benefit from a resourced and strategic approach to further educating and supporting private sector sustainability. It was a challenge to identify appetite, strong early adoption or evidence of track record, most likely due a lack of thematic engagement over many years.

2030hub noted a similar low sustainability awareness, performance, and activity level from both academia and the third sectors.

2030hub have suggested two tiers of potential SDG priority Goals to explore with wider stakeholder groups. These are as below, and very similar to many sub-national priority sets.

Primary



Secondary



The recommendations include a new collaborative multi-stakeholder strategic mechanism for local sustainability (i.e. beyond a narrow net zero remit), a significant opportunity to embrace sustainability for the visitor economy, alignment with and through all local strategic and action planning and to be used in external place-marketing communications and relationship building.

In conclusion, St Helens has some very strong SDG commitments, opportunities and natural alignment, but these are counter-balanced by weak public awareness, evidenced action and private sector engagement.

SDGs in UK and Global Cities

The SDGs were originally designed as a national-level framework connected internationally, but since 2015 the implementation intent was always to explore adaption methodologies to work at a sub-national level.

The role of cities and towns has been gathering significant momentum in the past two years with UN Habitat becoming the agreed central UN agency to drive the emerging localisation methodologies forward, especially Voluntary Local Reviews and last year's announcement of 'SDG Cities'.

SDG Cities has targeted 900 cities to become formally SDG certified between 2020 and 2030 which will increase pressure to align and implement both from national governments and through competitive peer city and Mayoral networks.

In the UK the initial adoption was slow as many civic leaders incorrectly saw the SDGs as externally prescribed, unnecessary additional workload during austerity, Brexit and Covid restrictions or irrelevant sub-nationally or within a developed world economy.

Bristol and Liverpool were the two earliest adopters with both mapping the SDGs and committing to Voluntary Local Reviews, with Bristol to unveil its second VLR in September 2022.

Current active SDG adoption now also includes all the core cities (Liverpool, Bristol, Glasgow, London, Manchester, Leeds, Cardiff, Birmingham, Belfast, Sheffield and Newcastle) plus other cities and towns including Huddersfield, Doncaster, Bradford, Kent, York, Nottingham, Oxford and Dundee. Specific information about each place is available in Appendix A.

Only two other UK cities currently have an Open SDG based data-platform. Open SDG was developed by UK Office for National Statistics for the UK Voluntary National Review of SDG progress submitted to the UN in 2019. [Bristol was the first pilot-city](#), and [Liverpool](#) (developed by 2030hub) was the second city to work with ONS on this.

Potential SDG Priority Areas for St Helens

Every place is different. All have different cultures, geography, history, aspirations, community needs and assets available.

In this report we present two tiers, each of four Goals as primary and secondary priorities with the intention of using these to stimulate wider community engagement, refinement and therefore ownership, relevance and impact. We provide a brief overview of the context for this prioritisation and any Target or Indicator that is related.

All the Goals are crucial and interconnected, but each place needs its own focus to reach those furthest behind first, to better understand SDG adoption and measurement, and to ensure local communities are not overwhelmed with complicated initial awareness and engagement communications.

Primary Goals



SDG 1 - No Poverty

'End poverty in all its forms everywhere'

Deprivation remains persistent across St Helens and given the need for economic recovery from Covid hampered by the impending additional impact of cost-of-living challenges then this will likely worsen further.

There is also an intrinsic link between SDG 1 – No Poverty and SDG 2 – Zero Hunger.

Key Local Targets:

1.2 Reduce at least by half the proportion of men, women and children of all ages living in poverty in all its dimensions according to national definitions.

SDG 3 – Good Health and Well Being

'Ensure healthy lives and promote well-being for all at all ages'

Target 3.4 is particularly relevant as this includes non-communicable illnesses such as cancer, heart disease and respiratory illnesses.

Key Local Targets:

- 3.4 Reduce by one third premature mortality from non-communicable disease through the prevention and treatment and promote mental health and wellbeing.
- 3.5 Strengthen the prevention and treatment of substance abuse, including narcotic drugs abuse, harmful use of alcohol.
- 3.a Strengthen the implementation of the World Health Organisation (WHO) Framework Convention on Tobacco Control

SDG 8 – Decent Work and Economic Growth

‘Promote sustained, inclusive and sustainable economic growth, full and productive employment and decent work for all’

As a key opportunity for St Helens Chamber SDG 8 could be a central rallying focus to the private sector to address the specific weakness around the key local targets below.

Key Local Targets:

- 8.5 Achieve full and productive employment and decent work for all women and men, including for young people and persons with disabilities, and equal pay for work of equal value
- 8.6 By 2020, substantially reduce the proportion of youth not in employment, education or training
- 8.8 Protect labour rights and promote safe and secure working environments for all workers, including migrant workers, in particular women migrants, and those in precarious employment
- 8.9 Devise and implement policies to promote sustainable tourism that creates jobs and promotes local culture and products
- 8.b By 2020, develop and operationalize a global strategy for youth employment and implement the Global Jobs Pact of the International Labour Organisation

SDG 13 – Climate Action

‘Take urgent action to combat climate change and its impacts’

By aligning the LCRCA Pathway to Net Zero and connecting all the other suggested priority SDGs climate action can and should be used as the immediate call to action to galvanise new collaboration and innovation.

Key Local Targets:

- 13.1 Strengthen resilience and adaptive capacity to climate-related hazards and natural disasters in all countries

- 13.2 Integrate climate change measures into national policies, strategies and planning
- 13.3 Improve education, awareness-raising and human and institutional capacity on climate change mitigation, adaptation, impact reduction and early warning

Secondary Goals



SDG 9 – Industry, Innovation and Infrastructure

‘Build resilient infrastructure, promote inclusive and sustainable industrialisation and foster innovation’

Glass Futures could present even further additional value as a driver for SDG 9 and helps tie-in a key local project as a global example of best practice.

SDG 11 – Sustainable Cities and Communities

‘Make cities and human settlements inclusive safe, resilient and sustainable’

This Goal should interconnect all strategic planning.

SDG 12 – Responsible Consumption and Production

‘Ensure sustainable consumption and production patterns’

This could focus on recycling rates, rebuilding a sustainable visitor economy and raising awareness of evolving business models to embrace the circular economy.

SDG Partnerships for the Goals

‘Strengthen the means of implementation and revitalise the Global Partnership for Sustainable Development’

Cross-sector and international collaboration is key to accelerated impact and leverage of complementary assets.

Recommendations

2030hub offers the following SDG recommendations based on the information gathered and opportunities identified during this mapping and wider Together To Zero project.

1. Bold Collaborative Leadership Statement

St Helens Chamber and St Helens Council should consider making a specific brave collaborative leadership announcement to accelerate SDG utilisation to reinforce all existing strategies and targets. Net zero could be utilised as a key entry gateway.

St Helens would be part a small international cohort of places taking such a strong collaborative approach.

2. Align Key Strategies St Helens with SDGs now and in the future

Ensure greater alignment of the Borough Strategy, the soon to be adopted Local Plan and the Economy Growth Strategy with the SDGs to support a stronger consistent focus on sustainability for implementation and monitoring.

3. A New Sustainability / SDG Commission

The Climate Change Commission appears to have lost some momentum since conception and could be reinvigorated with repurposed and wider SDG theme and personnel.

Potential focus:

- Local Pathway to Net Zero implementation
- St Helens SDG Action Plan
 - Alignment with Local Plan
 - SDG Data Platform utilisation
 - Sustainable Tourism strategic support
 - Voluntary Local Review commitment and delivery (see below)

4. Commit to a Voluntary Local Review

A [Voluntary Local Review \(VLR\)](#) is the emerging direction for agreed formal sub-national SDG reporting methodology facilitated by UN Habitat, UNDP and UCLG. Much foundational work for this is already in place thanks to the existing Council commitments and work done in creating this snapshot SDG Mapping Report.

This would further underline local SDG commitments and impact through, performance improvement, access to UN networks and assets.

5. A Good Business Hub

St Helens needs a focus for all elements of responsible and sustainable business. St Helens Chamber could explore a calendar of key educational events, networking and supported professional development and promotion of champions. By providing exposure to all key sustainable themes such as CSR (Corporate Social Responsibility), ESG (Environment, Social & Governance), net zero, circular economy, social value, impact investing, B Corp and the SDGs business can be more informed and therefore more resilient,

Embedding sustainability into the strategic rebuilding of the local visitor economy would provide a strong mechanism to help mainstream relevant sustainability performance improvements whilst also providing a robust and internationally recognised branding and communications materials.

6. Encourage Private Sector To Focus on Agreed Local Priorities

Most businesses tend to direct their CSR / sustainability / philanthropy / new ESG efforts in isolation, with poor awareness of societal or environmental issues, use outdated concepts (CSR especially) and minimal strategic consideration.

The SDGs are built on helping the furthest behind first as this can often deliver the largest impacts with resources available. By and championing and facilitating a more collaborative private sector focus on these community agreed local priorities, and using all potential forms of private sector assets, St Helens Chamber would significantly multiply local impact and business opportunity.



The SDGs used like this not only encourage stronger local impact but act as a lens to reduced operational risk and increased awareness of innovative new market and product opportunities in national and international territories.

7. Actively Connect With Other SDG Active Places

Collaboration is key and there are multiple opportunities to connect and facilitate access to new assets and knowledge sharing both national and internationally. In the UK Bristol, Liverpool, London, and many places in Scotland and Wales are leading the way.

Beyond the UK there are exciting relationship opportunities to engage with places across multiple sustainability themes such as Barcelona, New York, Pittsburgh, Malmö, Shizuoka, Berlin, Los Angeles, Rio de Janeiro, Mexico City and Hawaii. St Helens already has twin / partner town relationships with Chalon sur Soane and Stuttgart that could also be further developed using the SDGs as a guide.

There are also some innovative approaches being explored in re-designed twin towns and cities using the SDGs as a framework to negotiate beyond traditional trade-only relationships.

8. Build SDGs Into Place-Based Communications

The United Nations is the world's biggest social impact brand, and St Helens can and should be appropriately aligned especially when communicating to national and international audiences. There are multiple UN / SDG events, campaigns, networks and allies that would actively amplify and support authentic messaging related to not only St Helens Council but also individual committed stakeholders because of the emerging demonstration and ongoing activity.

One upcoming strong recommendation would be to piggyback Global Goals Week in September 2022 to launch any initiatives stimulated by this process, and also exploit the communications platform of the parallel World's To-Do List campaign (more information below).

Some examples include:

Technical / Strategic / National

- United Nations [High-Level Political Forum](#) (HLPF – July each year)
- United Nations [General Assembly](#) (UNGA – late September)
- [All Party Parliamentary Group](#) on Global Goals (UK Govt)

Mainstream / Accessible / Awareness

- [Global Goals Week](#) (late Sept each year)
- [The World's To-Do List](#) (Project Everyone)
- [Global Festival of Action](#) (SDG Action Campaign)

Opportunities for the Local Private Sector

This report is as far as we are aware the first place-based SDG mapping exercise driven from a private sector position through the leadership of St Helens Chamber.

2030hub were commissioned by the Community Renewal Fund 'Together To Zero' programme delivered by St Helens Chamber. The intention was to use this SDG Mapping Report to effectively align all three workstreams of TTZ with multiple existing local stakeholder commitments and strategies, whilst also improve private sector engagement in sustainability.

This report highlights both the need to help local business avoid losing competitiveness through a lack of awareness and performance, but also an opportunity to make meaningful improvement quickly.

The pace of change in climate pressure on the private sector has past a tipping-point. COP26 whilst possibly perceived as delivering many weak political commitments, was also the point where many institutional financial organisations announced game-changing new directions. At a local level 2030hub have seen numerous new launches and demands, best demonstrated by mainstream banks such as NatWest and Lloyds announcing multiple new green finance products and services and the proliferation of new ESG 'experts' and titles.

To tackle the climate crisis, social injustice, and economic inequalities everybody must play their part. There are both commercial opportunities and moral obligations that the private sector need to better understand and address to support the work of civic leadership and community organisations. The barriers to greater collaboration are awareness and cultural change in business.

According to the [Business Commission report in 2017](#) there are at least \$12 trillion worth of new market value opportunities per annum if we can successfully tackle the 17 SDGs by 2030. This was a conservative estimate and focused around only four sectors – cities, materials, energy and agriculture. Whilst this is a global figure, the question should be how can St Helens ensure local businesses gain a disproportionate share of this opportunity, whilst also significantly improving social and environmental impacts both at home and abroad?

The world is changing, dramatically, beyond the immediate distractions of Covid recovery and cost of living rises in a politically volatile landscape. All sectors need to find a way to address climate change regardless of social and economic pressures creating daily obstacles.

Every job now needs to be a climate job, and every business needs to address its carbon impact.

A localised sustainability lens on risk and opportunity would provide meaningful intelligence for businesses to understand priorities for investment and strategic direction. The use of the SDGs also integrates international trade and supply chain connectivity.

Below are some example drivers for SDG / sustainability approaches for the private sector:

Risks

- Supply chain disruption
- Resource scarcity
- Reduced demand for non-sustainable goods & services
- Changing stakeholder demands
- Increased cost of capital
- Increasing legislation

Opportunities

- Cost savings through carbon reduction
- Energy security
- Access to emerging forms of climate and impact finance
- Stronger procurement scoring for social value
- Differentiation
- Resilience through longer term business planning
- Access to new markets
- Innovation of both business models and products / services
- Improved talent recruitment

2030hub would also suggest include exploration and promotion of business movements such as [B Corp](#) (Danone, Patagonia, Ben & Jerry's etc) and also the [Better Business Act](#).

The UN has a business engagement mechanism called the [Global Compact](#) but this is often disconnected to SMEs but does provide useful resources to help present both the opportunity and obligations for business and sustainability, and can be adapted for stronger acceptance and relevance locally.

SDG Data Platform for St Helens

In addition to this written report 2030hub has built and published a new SDG Data Platform specifically for St Helens ([via this link](#)). As a significant project legacy component this will continue to be facilitated by 2030hub and be constantly updated providing a more real-time insight into emerging sustainability data and trends.

What is an SDG Data Platform?

A Sustainable Development Goals Data Platform is a public web-based tool used to help manage and publish data related to the UN's Sustainable Development Goals.

The predominant international platform is [Open SDG](#) built by ONS, the US Government and the Centre for Open Data Enterprise (CODE) and originally used for the UK's obligatory Voluntary National Review of SDG progress submitted by UK government to the United Nations. This is now used by multiple countries, regions and increasingly in cities.

Reporting platforms such as this can:

- Gather, disseminate, and track national or local data on the SDG indicators, including identification of data gaps.
- Improve access to official statistics and metadata.
- Align local to national and international data indicators for policy and funding coherence
- Improve communication between multiple data providers, National Statistics Offices (NSOs), custodian agencies, and other stakeholders.



2030hub particularly encourage additional multi-stakeholder engagement and inclusion of relevant cultural components to improve local relevance, agency and ownership.

2030hub initially won the opportunity to collaborate with ONS on the UK's second SDG Data Platform for Liverpool. St Helen's will be the UK's third OpenSDG data platform and the world's first town platform.

It is also worth noting that ONS are actively pursuing their [own sub-national development strategy aligned to the U K Govt Levelling Up initiative](#) and this platform could play an increasingly meaningful role as this becomes a reality, and better connecting local impact to national policy and financial planning.

Additional reference links:

- [Liverpool SDG Platform](#)
- [Bristol SDG Platform](#)
- [OpenSDG website](#)

Other cities and regions

Several other international cities and regions have their own data platform. Many operate using OpenSDG, so cities like Bristol, Barcelona and Los Angeles Data Platform's follow a similar format and look to the Liverpool and St Helen's sites.

However, there are also sites in regions like Ireland, Hawaii or Australia that took their own approach to creating an SDG Data Platform. In 2014, Hawaii launched the [Aloha+ Challenge](#) which identified six priority goals and local metrics that are delivering against the SDGs.

There is a rapid acceleration in the adoption of this methodology since summer 2021 when UN Habitat announced their SDG Cities initiative and alignment with the recently agreed Voluntary Local Review mechanism for reporting sustainability progress at a sub-national level. Many UK core cities are at differing stages of exploring SDG alignment including data platform utilisation.

St Helens' sister city [Stuttgart has already delivered one Voluntary Local Review](#), and twin city Chalon sur Saone has collaborated with local academia to create an SDG guide listed in the [Local2030](#) resources library.

Benefits to St Helens

- Pioneering - first town globally to use the OpenSDG platform
- Align local and national data and policies
- Explore interconnectivity between issues / Goals
- Provide transparent access to data to empower local communities
- Evidence backing for asset deployment and prioritisation

Methodology

This report was prepared by 2030hub in spring 2022 for the St Helens Chamber with support from the Community Renewal Fund. The aim was to produce an independent report for the Chamber which would map the relevant Borough of St Helens performance data, strategic policies and identify key stakeholders across all sectors against the ambitious targets and indicators of the Sustainable Development Goals.

This snapshot is based upon the mapping of the Goals, Targets and Indicators which are relevant to all stakeholders in St Helens. We took account of the way Voluntary Local Reviews (VLR) have been undertaken at the UK level and in other cities such as Bristol and our work developing the Liverpool data platform with the Office for National Statistics. All the statistical data used is publicly available to report at the local level and are considered relevant to St Helens "Our Borough Strategy 2021-2030".

As part of the process, we considered whether the language used in the Global Targets and Indicators was appropriate for the local level. In many instances, the Goals talk about making progress in developing countries. We took a view that if the ethos of the Goal was appropriate for the St Helens mapping and local information was available, we would report on that data.

It is clear that there was a division in respect of the data that is available locally or that could be disaggregated to the borough level from other areas in the City Region up to English or UK data provided by the Office for National Statistics. Where possible the most recent data has been used, primarily for 2020/2021 (reflecting the challenging two years we have all lived through as residents, communities, organisations and businesses). At times data sources went back to the 2011 Census and for some data back to 1998.

Approximately a third of the SDG targets/indicators can be aligned directly onto activities monitored within the borough; another third only has data at the higher City Region / North West Region and national levels (England, UK or United Nations). The final third is either only applicable and appropriate to the UK as a country or there are no data sets yet available for the specific targets. In some instances, suitable proxy indicators which are being measured or non-statistical indicators such as adopted policies or regulations have been incorporated.

Within the short time available to undertake the research, this report focuses on the Targets and Indicators that could be measured, where there are gaps and the opportunities available to the Borough. The Borough Strategy has been an excellent starting point for this work. The research has not in the main used any ward level data but we are aware of the significant amount of data available on the St Helens Local Insights dashboard.

The mapping information will be made available on a new live Sustainable Development Goal Data Platform specific to St Helens.

SDG Report St Helens – Main Data & Summaries

This section explores each of the 17 Goals and 169 Targets within a St Helens context.

Each Sustainable Development Goals section contains the definition of that Goal, its specific Targets, its measurable Indicators, a snapshot of this in a local St Helens context and a relevant case study of local stakeholder already working on each challenge.

Case studies were selected using criteria including, history, scale of impact, innovation, alignment with specific Targets, scalability, focus of impact and also to present a balanced representation across all sectors and sizes of organisation.

All mapped data is also available in a single spreadsheet document St Helens SDG Targets and Indicators 2022 available via the Appendices section toward the end of this document.

Goal 1

Sustainable Development Goal 1 End poverty in all its forms everywhere		
Key Global Targets by 2030		
1.2	Reduce at least by half the proportion of men, women and children of all ages living in poverty in all its dimensions according to national definitions	
1.4	Ensure that all men and women, in particular the poor and the vulnerable, have equal rights to economic resources, as well as access to basic services, ownership and control over land and other forms of property, inheritance, natural resources, appropriate new technology and financial services, including microfinance	
1.5	Build the resilience of the poor and those in vulnerable situations and reduce their exposure and vulnerability to climate-related extreme events and other economic, social and environmental shocks and disasters	
Key Global Indicators with Local Level Data		
1.2.1	Percentage of the population in poverty living below the national poverty line by sex and age	
1.2.2	Proportion of men, women and children of all ages living in poverty in all its dimensions according to national definitions	
1.5.1	Number of deaths, missing persons and directly affected persons attributed to disasters per 100,000 population	
1.5.4	Proportion of local governments that adopt and implement local disaster risk reduction strategies in line with national disaster risk reduction strategies	

St Helens Snapshot

1.2.1 and 1.2.2 There is no nationally defined measure of poverty in the UK and although we may not have people living on less than \$1.25 a day, 17% of the population in the North West of England were living in poverty in 2018-19. 18% were working age adults; 13% pensioners and 27% were children. (Source House of Commons Library)

Deprivation remains persistent in St Helens. Neighbourhoods identified in 2015 as the most relatively deprived locally remain the most relatively deprived in 2019.

St Helens is ranked as the 26th most deprived local authority in England out of 317 in 2019 having deteriorated since 2015 where it was ranked 36th out of 326 authorities. St Helens relative deprivation ranking has deteriorated across 5 of 6 district measures of deprivation. There is a total of 29 LSOAs or neighbourhoods (Lower Layer Super Output Areas) that fall within the 10 most deprived LSOAs nationally compared to 28 in 2015. Nearly a quarter of St Helens population (23.4%) live in these areas. The most relatively deprived LSOA within St Helens is Parr Stocks Road and is the 27th most relatively deprived LSOA within England out of 32,844 LSOAs.

Income Deprivation: St Helens is ranked the 34th most deprived authority for income deprivation. Nearly a quarter (23%) of LSOAs fall within the most deprived 10% of all LSOAs nationally in terms of income deprivation. 32,195 people in the area are deemed to live in income deprived households (18.1% of the total population).

(Source: Indices of Deprivation 2019 St Helens Council Summary Report)

1.5.1 Deaths related to exposure to forces of nature were 0 in St Helens in 2020. (Source ONS Nomis)

Non-Statistical Indicators

1.5.4 All Local Authorities are required to assess local disaster risk under the Civil Contingencies Act 2004. It is important to help those in poverty and vulnerable situations to reduce their exposure to climate-related extreme events and other economic, social and environmental shocks. St Helens is a member of Merseyside Prepared the Merseyside Resilience Forum which is a multi-agency partnership made up of all the organisations needed to prepare for and respond to any emergency in the area. St Helens Borough Council is defined as a category one responder and its primary role in an emergency is to look after the survivors and their families, both long term and short term, as well as site safety and the recovery of the communities and sites afterwards. (Source: Merseyside Prepared 2022)

St Helens has a Business Continuity Management Toolkit which supports the capability of organisations to continue to deliver products or services at an acceptable predefined level following a disruptive incident. (Source: St Helens Borough Council website 2022)

Links to key St Helens Strategies

St Helens Borough Strategy

Priority One: Ensure children and young people have a positive start in life
Measures - Reduced numbers of children in need

Priority Three: Create safe and strong communities and neighbourhoods for all
Measures - Support to end fuel poverty

Priority Four: Support a strong, thriving, inclusive and well-connected local economy
Measure- Local businesses are well supported to recover and grow

Measure – People are supported into work

Data Sets for Borough Strategy include

Indices of Deprivation:

Economy: Income and Fuel Poverty; economic activity; Debt

Vulnerable Groups: People out of work; disability; universal credit; working age benefit claimants; children, pensioners, households with multiple needs

Gaps: reducing vulnerable people's exposure to climate related extreme events and other economic, social and environmental shocks (e.g., cost of living emergency, storms, floods)


St Helens Case Study

The Hope Centre St Helens is a multifaceted charity hub of support, advocacy and practical support. They are dedicated to serving members of the community who are most at need. They run a variety of projects, courses and training opportunities to improve people's lives and improve hope among the community.

Other Examples

- Citizens Advice St Helens: Money / Debt Advice Services – they provide free, independent and confidential advice
- SHAP - provides a range of supported housing services

Goal 2

Sustainable Development Goal 2 End hunger, achieve food security and improved nutrition and promote sustainable agriculture		
Key Global Targets by 2030		
2.1	End hunger and ensure access by all people, in particular the poor and people in vulnerable situations, including infants, to safe, nutritious and sufficient food all year round	
2.2	End all forms of malnutrition, including achieving, by 2025, the internationally agreed targets on stunting and wasting in children under 5 years of age, and address the nutritional needs of adolescent girls, pregnant and lactating women and older persons	
Key Global Indicators with Local Level Data		
2.1.2	Prevalence of moderate or severe food insecurity in the population	
2.2.2	Prevalence of malnutrition among children under 5 years of age, by type (overweight)	
St Helens Snapshot		
<p>In urban areas, people must be able to have access to, purchase and cook safe, affordable and nutritious food. Urban planning can play a major role in waste reduction and food security by facilitating effective food-related transport and storage and promote urban agriculture on both public and private land.</p> <p>2.1 Food Poverty</p> <p>There is limited data available across the Borough to reflect an accurate picture on food poverty.</p> <p>There were 5 Food Bank Distribution Centres in St Helens in 2020/21 compared to 4 in 2019/20. as part of the Trussell Trust network (the largest provider of food banks in the UK). The charity provides emergency food and support for people in poverty. The aim of the Trust is to end hunger and poverty in the UK which supports this Goal.</p> <p>However, there is also a disconnect as data shows a high proportion of edible food waste thrown away in the St Helens household waste stream. There was 9,154.03 tonnes collected from households of which 7,520.36 tonnes was in the brown residual waste bin (18%) in 2015/16 (Source: Merseyside Recycling and Waste Authority Household Waste Composition Analysis 2015-16). There is an opportunity to continue to promote the national Love Food Hate Waste Campaign to residents in St Helens and the advice and tools which can help to save the average family of four £720 per year.</p> <p>The hospitality and food service sector as well as retailers in St Helens can make a significant reduction in the food they waste and to redistribute surplus food back into the community and to those in need. This also applies to public sector organisations including hospitals, schools and universities.</p> <p>Food Banks: Information from the Trussell Trust will be relevant to St Helens as a Borough with high levels of deprivation. The Trust reports there has been a steep increase nationally in the number of emergency food parcels given by foodbanks in the network. In the North West of England 313,015 food parcels were given out in 2020/21 compared to 253,772 in 2019/20</p>		

and 225,188 in 2018/19. In St Helens 6,657 emergency parcels were given in 2020/21 compared to 5,316 in 2019/20. It is anticipated that this will increase higher in 2022 due to the cost-of-living emergency.

The Trussell Trust State of Hunger Report (2019) identified:

- The average weekly income of households at food banks is only £50 after paying rent.
- One in five households have no money coming in at all in the month before being referred for emergency food.
- 94% of people at food banks are destitute.

The report also identified three drivers hitting people simultaneously and leaving no protection from hunger and poverty. These drivers are problems with the benefits system, ill health or challenging life experiences, and a lack of local support.

The top four reasons for referral to food banks (April-September 2019) are: low income (36%); benefit delay (18%), benefit change (16%) and debt (8%)

2.2 Malnutrition and Obesity:

Whilst there are issues of malnutrition, there is a prevalence of obesity in young children in the UK. In 2019/20 Public Health England reported that in Reception classes in St Helens there was a 0.7% prevalence of underweight (0.3% higher than in 2017-2019); and a prevalence of overweight including obesity in Reception classes in St Helens at 28.3% in 2019/20 which was no significant change from 2017/18 and 2018/19. (Source Public Health Profiles – Reception as part of the National Child Measurement Programme).

St Helens data includes the estimated percentage of obesity prevalence which stands at 12.6% which is higher than England at 10.7%. (Source: House of Commons Library 2019-20 published April 2021). The estimate is calculated based on the number of people listed on GP registers in 2019/20, and the number of people recorded as having the relevant health conditions.

Food Vulnerability Index – St Helens is using a bespoke indicator which measures a range of factors relevant to food insecurity during Covid-19. These include: Benefits Claims, Household level insecurity, Frailty, Living alone, Distance to services, Digital exclusion, Income deprivation, Income Support families, Income-based Jobseeker's Allowance families, Income-based Employment and Support Allowance families, Pension Credit (Guarantee) families, Working Tax Credit and Child Tax Credit families not already counted, Universal Credit families where no adult is in 'Working - no requirements' conditionality regime, Asylum seekers in England in receipt of subsistence support, accommodation support, or both. The higher the score the more vulnerable the area is. St Helens has an Index score of 246.32 which is higher than the England score of 197.97 (Source British Red Cross June 2020)

Links to key St Helens Strategies

St Helens Borough Strategy

Priority One: Ensure children and young people have a positive start in life

Data: Overweight and obese children in reception and year 6.

Priority Two: Health, Independence and Care

Data: Estimated percentage of Obesity prevalence

Vulnerable Groups – Food Vulnerability Index Score

Gaps - The Strategy reflects that food poverty is a concern and is monitoring overweight and obesity in children and adults and food vulnerability but there are no specific actions we can see to address food poverty and health issues relating to malnutrition particularly in children.

St Helens Case Study

St Helens Food Bank is a project founded by local churches and community groups. They have been operating since November 2012 and have helped to feed nearly 20,000 people including 7,343 children. They have over 60 Volunteers who give up their time on a weekly basis.

Other Examples

- Teardrops Supporting Your Community - Charity helping homeless and vulnerable people in St Helens, specifically in providing food and toiletries to those in need
- Schools Foodbanks – During the Together To Zero programme (Workstream 3) local schools were identified as providing small foodbanks but little formal or aggregated data was available.

Goal 3

Sustainable Development Goal 3 Ensure healthy lives and promote well-being for all at all ages		
Key Global Targets by 2030		
3.2	End preventable deaths of new-borns and children under 5 years of age, with all countries aiming to reduce neonatal mortality to at least as low as 12 per 1,000 live births and under 5 mortality to at least as low as 25 per 1,000 live births	
3.3	End the epidemics of AIDS, tuberculosis, malaria and neglected tropical diseases and combat hepatitis, water-borne diseases and other communicable diseases	
3.4	Reduce by one third premature mortality from non-communicable diseases through prevention and treatment and promote mental health and well-being	
3.5	Strengthen the prevention and treatment of substance abuse, including narcotic drug abuse and harmful use of alcohol	
3.6	By 2020, halve the number of global deaths and injuries from road traffic accidents	
3.7	Ensure universal access to sexual and reproductive health-care services, including for family planning, information and education, and the integration of reproductive health into national strategies and programmes	
3.9	Substantially reduce the number of deaths and illnesses from hazardous chemicals and air, water and soil pollution and contamination	
3.a	Strengthen the implementation of the World Health Organization (WHO) Framework Convention on Tobacco Control in all countries, as appropriate	
3.b	Support the research and development and access to vaccines and medicines for the communicable and noncommunicable diseases; protect public health and, in particular, provide access to medicines for all [edited]	
3.c	Substantially increase health financing and the recruitment, development, training and retention of the health workforce [edited]	
Key Global Indicators with Local Level Data		
3.1.2	Proportion of births attended by skilled health personnel	
3.2.1	Under 5s mortality rate	
3.2.2	Neonatal mortality rate	
3.3.1	Number of new HIV infections per 1,000 uninfected population, by sex, age and key populations	

3.3.2	Tuberculosis incidence per 100,000 population
3.3.4	Hepatitis B incidence per 100,000 population
3.4.1	Mortality rate attributed to cardiovascular disease, cancer, diabetes or chronic respiratory disease
3.4.2	Suicide mortality rate
3.5.1	Percentage of drug and alcohol users who have successfully completed treatment
3.5.2	Harmful use of alcohol, defined according to the national context as alcohol per capita consumption (aged 15 years and older) within a calendar year in litres of pure alcohol
3.6.1	Road traffic injuries
3.7.1	Proportion of women using Sexual and Reproductive Health Services for contraception
3.7.2	Adolescent birth rate (aged under 18) per 1,000 women in that age group
3.9.1	Mortality rate attributed to household and ambient air pollution
3.9.2	Mortality rate attributed to unsafe water, unsafe sanitation and lack of hygiene [edited]
3.9.3	Mortality rate attributed to unintentional poisoning
3.a.1	Age-standardised prevalence of current tobacco use among persons aged 15 years and older
3.b.1	Proportion of the target population covered by all vaccines included in their national programme
3.c.1	Health worker density and distribution

St Helens Snapshot

Goal 3 has more local data available for indicators than any other Sustainable Development Goal.

St Helens is ranked 10th most deprived local authority area in England for the Health Deprivation and disability domain (Source: Ministry of Housing, Communities and Local Government English Indices of Deprivation 2019).

3.1 and 3.2

98% of births in the North West of England were in a medical facility in 2016.

In St Helens mortality rates were: 3.2 per 1000 children under 5 in 2020.

Deaths of children under 1 year old was 2.3% per 1000 in the period 2018-2020 which is lower than the North West and England rates. (Source Public Health England).

3.3 Combating Communicable Diseases

HIV diagnosis per 100,000 population aged 15 or over in 2020 – 2.7 in St Helens (Source Public Health England)

Tuberculosis – St Helens has a three-year average of 3 cases per 100,000 people (2018-2020) (Source: Public Health England)

Malaria incidence per 100,000 population - 1.76 in the North West of England (Source: Public Health England)

Hepatitis B incidence per 100,000 population - 0.5 in the North West of England (Source: Public Health England)

3.4 Premature Mortality from Non-communicable Diseases

Under 75 mortality rates in St Helens in 2019 from:

all cardiovascular disease: 473;

cancer: 716;

respiratory disease: 271

liver disease: 164

(Source: Public Health England)

The suicide registrations in St Helens for 2020 was 15 – the lowest since 2010. (Source ONS)

3.5 Substance Abuse

Successful completion of drug treatment in St Helens (2014): opiate users 45

Successful completion of drug treatment in St Helens (2014): non opiate users 52

Successful completion of alcohol treatment in St Helens (2015): 155

(Source: NHS England)

Admissions to hospital in St Helens for alcohol related conditions in 2018/19

Admission for alcohol related conditions (Narrow): 883

Admission for alcohol specific conditions (Broad): 3,034

Alcohol related mortality 2020/21: 1,013

(Source: Public Health England)

3.6 Road Traffic Injuries

Reported accidents where a police officer attended the scene: 293 lowest rate since 2015

(Source: Department for Transport)

3.7. Access to sexual and reproductive health-care services

Proportion of women using Sexual and Reproductive Health Services for contraception by main method of contraception in 2020 (source NHS Digital):

Long-acting Reversible contraceptives 30%

User dependent 70%

Under-18 conception rates per 1,000 women in St Helens was 30.2 in 2020 compared to 53.9 in 2010 and 63.7 in 1999 (Source: ONS)

3.9 Deaths and illness from hazardous chemicals, and air, water and soil pollution and contamination

Mortality attributable to particulate air pollution in St Helens (2015) was 4.06% (Source: Public Health England)

Mortality attributable to accidental poisoning by and exposure to noxious substances in St Helens (2020) was 20 (Source: ONS)

3.a.1 Tobacco Use

The percentage of population in St Helens who smoke cigarettes aged 15 and older was 10.9% in 2020 down from 23.6% in 2012 (Source ONS)

3.b.1 Vaccinations

In 2020 89.4% of children in St Helens had received the full course of vaccinations which is the lowest percentage figure since 2014 when it was 94.1%.. (Source NHS Digital).

3.c Health Employment

There were approximately 8,000 (13.6%) people working in Human Health and Social Work activities in St Helens in 2020

Links to key St Helens Strategies

Borough Strategy

Goal 3 is identified as being mapped against Priorities 1 Children and Young People and 2 Good Health, Independence and Care of the Strategy. In addition, death rates due to road traffic accidents is reported in Priority 3 Safe and Strong Communities.

7 indicators are included in the performance monitoring of the strategy with a further indicator on childhood obesity reported on the data platform. The Local Insight data covers a broad range of health-related topics but there are 10 SDG health indicators that could be reported on against locally available data.

St Helens Case Study


Contact Cares is an integrated care approach where partners work together to improve people's outcomes and aims to improve access to a wide range of services along with providing advice and support from a wide range of professionals, located in one place accessed by one contact number.

They work to ensure people don't end up in hospital or homeless if they become disabled. They were an essential element of the community response to COVID-19, from 23rd March to 21st June 2020 they received 31,860 enquiries.

Other Examples

- HoneyRose Foundation - charity for those 40+ with life threatening / terminal illnesses
- St Helens Mind - Mental Health Charity

Goal 4

Sustainable Development Goal 4 Ensure inclusive and equitable quality education and promote lifelong learning		
Key Global Targets by 2030		
4.1	Ensure that all girls and boys complete free, equitable and quality primary and secondary education leading to relevant and effective learning outcomes	
4.2	Ensure that all girls and boys have access to quality early childhood development, care and pre-primary education so that they are ready for primary education	
4.3	By 2030, ensure equal access for all women and men to affordable and quality technical, vocational and tertiary education, including university.	
4.6	By 2030, ensure that all youth and a substantial proportion of adults both men and women, achieve literary and numeracy.	
Key Global Indicators with Local Level Data		
4.1.1	Proportion of children and young people (a) in grades 2/3; (b) at the end of primary; and (c) at the end of lower secondary achieving at least a minimum proficiency level in (i) reading and (ii) mathematics, by sex	
4.2.2	Participation rate in organised learning (one year before the official primary entry age)	
4.3.1	Participation rate of youth and adults in formal and non-formal education and training in the previous twelve months	
4.6.1	Proportion of population in a given age group achieving at least a fixed level of proficiency in functional (a) literacy and (b) numeracy skills	
St Helens Snapshot		
<p>St Helens is ranked 94th in the Education, Skills and Training domain in England (Source: Ministry of Housing Communities and Local Government English Indices of Deprivation 2019).</p> <p>4.1.1 In 2018/19 there was 75% attainment in Maths and 74% in Reading at Key Stage 1 and 66% attainment in Maths and Reading at Key stage 2 in St Helens. (Source: Department for Education)</p> <p>4.2.2 In St Helens, 6305 children between the ages of 2-4 benefitted from funded early education places (Source: Department for Education)</p> <p>4.3.1 In 2021 39% of the St Helens population aged 16-64 achieved NVQ4 and above compared to 24.8% in 2011. (Source: Office for National Statistics)</p> <p>4.6.1 Proportion of entries at GCSE level English and Mathematics achieving a pass grade in St Helens in 2020/21 was 67.3% significantly higher than the 54.7% recorded in 2014/15</p>		

Links to key St Helens Strategies

Borough Strategy

Goal 4 is mapped against Priorities 1: Children and Young People and 4: Strong Economy

There are indicators on levels of development in the Strategy performance reporting and the Local Insight Dashboard has indicators on the highest levels of qualification.

St Helens Case Study


St Helens Future Generation Programme is intended to help improve the lives of young people in St Helens by utilising the Invest St Helens platform. Aims to promote St Helens as a place to live, work and grow by nurturing aspiration, ambition and pride.

The first year of the programme has included raising £10,000 to deliver Christmas for Children in Care, delivered 12 week confidence building programmes and provided guaranteed interview scheme with local businesses for Care Leavers

Other Examples

- Volunteer Centre St Helens - They help people gain work experience, make new friends, receive training/qualifications, develop new skills and improve confidence and self-esteem through volunteer opportunities
- APEX Charitable Trust - Supports ex-offenders into employment, training, education and voluntary work

Goal 5

Sustainable Development Goal 5 Achieve gender equality and empower all women		
Key Global Targets by 2030		
5.1	End all forms of discrimination against all women and girls everywhere	
5.5	Ensure women's full and effective participation and equal opportunities for leadership at all levels of decision-making in political, economic and public life	
5.6	Ensure universal access to sexual and reproductive health and reproductive rights [edited]	
5.a	Undertake reforms to give women equal rights to economic resources, as well as access to ownership and control over land and other forms of property, financial services, inheritance and natural resources, in accordance with national laws	
Key Global Indicators with Local Level Data		
5.1.1	Whether or not legal frameworks are in place to promote, enforce and monitor equality and non-discrimination because of sex	
5.5.1	Proportion of seats held by women in (a) national parliaments and (b) local government	
5.5.2	Proportion of women in managerial positions	
5.6.2	Number of countries with laws and regulations that guarantee full and equal access to women and men aged 15 years and older to sexual and reproductive health care, information and education	
5.a.2	Proportion of countries where the legal framework (including customary law) guarantees women's equal rights to land ownership and/or control	
St Helens Snapshot		
<p>5.1 Gender Pay Gap</p> <p>Difference between median wages for St Helens</p> <p>Home (%) 16.8 (defined as the population who reside in St Helens but the workplace does not have to be within the same local authority)</p> <p>Work (%) 13.9 (defined as the population whose usual place of work is in St Helens including individuals who live and work in St Helens and individuals who work in the borough but commute from a home elsewhere within England and Wales)</p> <p>(Source – Office for National Statistics updated provisional dataset November 2021)</p>		

5.5 Women in Leadership

Empowering women is important and can help challenge gender stereotypes and set an example for girls and young women. Following the 2022 local elections the new St Helens Council has 21 female councillors out of 48 councillors which is 43.75%. At present 40% of the Cabinet members are women. At the 2019 General Election 1 of the 2 St Helens MPs is a woman (Source: St Helens Council website).

9.6% of females in employment in St Helens are managers, directors and senior officials. (Source NOMIS Official Labour Market Statistics). This compares to 6.2% in 2014.

Identified gaps

More local data is needed to monitor the majority of indicators in this Goal to ensure equality and empowerment for women and girls in St Helens and show where it is strengthening and delivering gender equality.

5.a.2 Non statistical qualitative information

The Equality Act 2010 is the legislative framework in the UK which protects people against discrimination, harassment or victimisation in employment, and as users of private and public services. It can be seen as a model for the gender equality target 5.1, 5.a and indicators 5.1.1, 5.6.2 and 5.a.2

Links to key St Helens Strategies

Borough Strategy

The mapping of the Goals in the St Helens Framework has gender equality under 5 of the 6 priority themes. However no specific references are made in actions, monitoring or outcomes relating to the empowerment of women nor the gender pay gap reflecting the equality strategy below.

Equality, Diversity, and Inclusion Strategy 2022-2025


A council-wide programme working with staff, partners, and community stakeholders to “implement duties of equality legislation, disseminate good practice, and ensure the council's workforce and service providers are equipped to deliver accessible, safe, and inclusive services to our diverse community”. This report does reference the gender pay gap for council staff.

St Helens Case Study

The Women's Organisation is the largest developer and deliverer of training and support targeting women in the UK and delivering services locally across the Liverpool City Region

- Great Places Bluebell Court - provides support and accommodation for women aged 16-55

Goal 6

Sustainable Development Goal 6 Ensure availability and sustainable management of water and sanitation for all		
Key Global Targets by 2030		
6.1	Achieve universal and equitable access to safe and affordable drinking water for all	
6.2	Achieve access to adequate and equitable sanitation and hygiene for all and end open defecation, paying special attention to the needs of women and girls and those in vulnerable situations	
6.b	Support and strengthen the participation of local communities in improving water and sanitation management	
Key Global Indicators with Local Level Data		
6.1.1	Proportion of population using safely managed drinking water services	
6.2.1	Proportion of population using (a) safely managed sanitation services and (b) a hand-washing facility with soap and water	
6.b.1	Proportion of local administrative units with established and operational policies and procedures for participation of local communities in water and sanitation management	
St Helens Snapshot		
<p>Provision and Regulation Locally the provision of safe/clean drinking water and the provision of waste-water treatment services are conducted by United Utilities plc (UU). The utilities company is regulated on water quality by the Environment Agency and provision of service to customers by Ofwat.</p> <p>Waste-Water Quality Water body quality and pollution levels are monitored and regulated by the Environment Agency</p> <p>Stakeholder Engagement – United Utilities plc supplies water and wastewater services to more than 3 million households every day. They survey customers regularly, and through an engaging programme of activities, share ways they can save both money and water.</p> <p>Working closely with stakeholders helped shape their Strategic Direction Statement – an outline of UU investment priorities and service standards for the next 25 years. This document provides a roadmap for the business involving stakeholders in the process underlines their commitment to allowing a diverse range of groups to shape their future plans.</p>		

Links to key St Helens Strategies

Borough Strategy – The Borough Strategy makes a link between Goal 6 and Priority 5 and Blue Space is used as an indicator in the Local Insights dashboard

- Mersey Rivers Trust: The Trust began life as the Mersey Basin Campaign from 1985 to 2010. In 2010 the Healthy Waterways Trust, later renamed the Healthy Rivers Trust, continued its legacy to keep improving the River Mersey and its tributaries. In 2017, the Healthy Rivers Trust and the Mersey Basin Rivers Trust merged to form a new charity - the Mersey Rivers Trust.

The Government introduced the Catchment-Based Approach (CaBA) for the management of the water environment across all areas of England for more integrated water management. Government policy has established catchment partnerships throughout England, which work together with local stakeholders. The main aims of these partnerships is to jointly deliver improved water quality through River Basin Management Plans and to reduce flood risk.


The Lower Mersey Catchment Partnership is led and hosted by the Mersey Rivers Trust and includes the Environment Agency, Local Authorities including St Helens, United Utilities, Mersey Forest, Inspiring Healthy Lifestyles Groundwork CLM, The Mersey Gateway, Cheshire Wildlife Trust, Lancashire, Manchester and North Merseyside Wildlife Trust, the National Farmers Union (NFU) and SSE. The partnership reports to DEFRA

According to recent Environment Agency data all of the 32 water-bodies in the Lower Mersey Catchment are failing to reach good classification or 'healthy water rating'.

St Helens Case Study

The Mersey Basin Campaign and Mersey Rivers Trust is a 25 year programme to clean River Mersey catchment area.

Goal 7

Sustainable Development Goal 7 Ensure access to affordable, reliable, sustainable and modern energy for all		
Key Global Targets by 2030		
7.1	Ensure universal access to affordable, reliable and modern energy services	
7.2	Increase substantially the share of renewable energy in the global energy mix	
Key Global Indicators with Local Level Data		
7.1.1	Proportion of population with access to electricity	
7.1.2	Proportion of population with primary reliance on clean fuels and technology	
7.2.1	Renewable electricity generation (Mwh)	
St Helens Snapshot		
<p>7.1.1 The National Grid is the system operator of Great Britain's electricity and gas supply. This includes England, Scotland and Wales. It is the company that manages the network and distribution of electricity and gas that powers all homes and businesses.</p> <p>The National Grid balances demand and supply of energy. Electricity and gas are generated and supplied by numerous energy companies all over Great Britain. Geographical Distribution Network Operators (DNOs) distribute the electricity from the generating source to the consumer. For St Helens the DNO is SP Energy Networks and Cadent Gas is the network operator for gas. Through the above distribution networks consumers purchase gas and electricity on the open market via several energy suppliers.</p> <p>7.1.2 Fuel poverty is a significant concern at the present time as the UK experiences a cost-of-living crisis. Over 11,000 households in St Helens were identified as being in fuel poverty based on 2020 figures published in April 2022 with 13.9% of households being fuel poor.</p> <p>St Helens Council has a Heating and Insulation Scheme to assist with heating and standard insulation measures. The Sustainable Warmth Funding Scheme operates in St Helens for properties with low energy efficiency ratings. This programme is led by the Liverpool City Region Combined Authority.</p> <p>7.2.1 Consumers can choose to purchase clean energy from their supplier and have a tariff that the regulator (Ofgem – The Office of Gas and Electricity Markets) guarantees is from renewable sources. Currently around 23.7% of St Helens electricity generation is from renewable sources. There are a number of renewable energy incentive schemes available such as the Smart Export Guarantee and Renewable Heat Incentive.</p> <p>Identified gaps</p>		

Local transport and urban planning policies, as well as new 'smart city' technologies, can have a significant impact on energy efficiency and carbon emissions. More can be done to promote energy efficiency and increase renewable energy generation and use in addressing the Council's Climate Change Emergency Declaration.

Links to key St Helens Strategies

Borough Strategy

Priority 3 Safe and Strong Communities recognises the issue of fuel poverty and monitors the number of households assisted to reduce fuel poverty. Goal 7 is linked to Priority 4 of the Strategy but without reference to the need for sustainable renewable energy. This Goal should also link to Priority 3 in respect of fuel poverty.

St Helens Economic Reset and Recovery Plan

The Place and Green Recovery section links to Liverpool City Region schemes, such as Manufacturing Technology Centre's will introduce radical innovation of Modern Methods of Construction (£155million programme), the LCR Hydrogen Economy Programme will bring innovation to energy, and the Refurbishing Housing for a Green Future Programme will help to tackle fuel poverty, reduce energy consumption and tackle the climate crisis directly.

The St Helens Borough Local Plan

The Plan aims to be adopted by summer 2022. Policies identified within the Plan should support the Council's Climate Change Emergency Declaration particularly to deliver energy efficient and low carbon developments.

St Helens Case Study

St Helens Chamber offers support services to help local businesses develop clear action plans to achieve Net Zero emissions by 2050. #TogetherToZero

Goal 8

Sustainable Development Goal 8 Promote sustained, inclusive and sustainable economic growth, full and productive employment and decent work for all		
Key Global Targets by 2030		
8.5	Achieve full and productive employment and decent work for all women and men, including for young people and persons with disabilities, and equal pay for work of equal value	
8.6	By 2020, substantially reduce the proportion of youth not in employment, education or training	
8.8	Protect labour rights and promote safe and secure working environments for all workers, including migrant workers, in particular women migrants, and those in precarious employment	
8.9	Devise and implement policies to promote sustainable tourism that creates jobs and promotes local culture and products	
8.10	Strengthen the capacity of domestic financial institutions to encourage and expand access to banking, insurance and financial services for all	
8.b	By 2020, develop and operationalize a global strategy for youth employment and implement the Global Jobs Pact of the International Labour Organisation	
Key Global Indicators with Local Level Data		
8.5.1	Average hourly earnings of female and male employees, by occupation, age and persons with disabilities	
8.5.2	Unemployment rate, by sex, age and persons with disabilities	
8.6.1	Proportion of youth (aged 15–24 years) not in education, employment or training	
8.8.1	Frequency rates of fatal and non-fatal occupational injuries per 100,000 persons,	
8.9.1	Tourism direct GDP as a proportion of total GDP and in growth rate	
8.10.1	(a) Number of commercial bank branches per 100,000 adults and (b) number of automated teller machines (ATMs) per 100,000 adults	
8.10.2	Proportion of adults (15 years and older) with an account at a bank or other financial institution or with a mobile-money-service provider	
8.b.1	Existence of a developed and operationalised national strategy for youth employment, as a distinct strategy or as part of a national employment strategy	
St Helens Snapshot		

St Helens is ranked 11th most deprived Local Authority in the employment deprivation domain. (Indices of Deprivation 2019).

8.5 Full and Productive Employment and equal pay for work of equal value

8.5.1 Gender Pay Gap (as with Goal 5)

Difference between median wages for St Helens

Home (%) 16.8 (defined as the population who reside in St Helens but the workplace does not have to be within the same local authority)

Work (%) 13.9 (defined as the population whose usual place of work is in St Helens including individuals who live and work in St Helens and individuals who work in the borough but commute from a home elsewhere within England and Wales)

(Source – Office for National Statistics updated provisional dataset November 2021)

8.5.2 Unemployment rate

The rate of unemployment in St Helens 2020/21 was 4% compared to 8.5% in 2010/11

St Helens can generate growth and employment from the bottom up through local economic development strategies that harness its unique resources and opportunities for the Borough. The Council can act as an exemplar in providing safe and secure working environments, and in guaranteeing equal pay for equal work. (Source: ONS)

8.6 Proportion of 16-17 years olds recorded in education and training

2021: 94.5% of 16-year-olds and 90.00% of 17-year-olds out of 3970 total known to the Local Authority. (Source: Department for Education)

8.8 Safe working environments for all.

The rate of fatal and non-fatal occupational injuries in St Helens per 100,000 person was 0 fatalities and 297 non-fatal injuries in 2020/21 compared to 0 fatalities and 556 non-fatal injuries recorded in 2014/15. (Source: Health and Safety Executive)

8.9 Sustainable Tourism

Key partners are well placed to work with communities to assess the benefits and costs of tourism in the Borough and to develop strategic plans to ensure activity in this sector is sustainable. Also see related comments on tourism in Goal 12b.

Indicator 8.9.1 uses Gross Value added in 1998-2019 by tourism related Sectors i.e., accommodation and food services, arts, entertainment and recreation (Source: Office for National Statistics)

8.10 Financial Services

In St Helens there were 5.52 bank branches per 100,000 population in 2020 compared to 11.40 branches per 100,000 population in 2011 (Source: ONS)

Non statistical qualitative information

8.b.1 Government policies: Education and Skills Act 2008

Links to key St Helens Strategies

Borough Strategy

Performance is measured in Priority 1: Children and Young People for the proportion of 16-17 years olds recorded in education and training. And in Priority 4: Strong Economy for the rate of employment – working age.

There are a range of other business indicators reported in the St Helens data platform but there is local data available to report on Sustainable Development Goal Indicators 8.8.1 and 8.9.1 shown in the summary overleaf)

Economic Reset and Recovery Plan 2021-22

Identifies the need for a St Helens Visitor Economy Strategy and a longer term economic growth strategy which provides the opportunity to incorporate sustainable tourism measures and other sustainable development goals.


St Helens Case Study

Parkside is a joint venture between commercial property developers Langtree and St Helens Council to transform the derelict Parkside Colliery site into a new employment park. They intend to bring new jobs, training opportunities and apprenticeships for young people in St Helens and supply opportunities for local companies.

Other Examples

- St Helens in Work - ESF Ways to Work Programme supports local people into work through job search, coaching and mentoring, paid work experience, training and skills development, and information, advice, and guidance.

Goal 9

Sustainable Development Goal 9 Build resilient infrastructure, promote inclusive and sustainable industrialisation and foster innovation		
Key Global Targets by 2030		
9.2	Promote inclusive and sustainable industrialisation and significantly raise industry's share of employment and gross domestic product, in line with national circumstances [edited]	
9.c	Significantly increase access to information and communications technology [edited]	
Key Global Indicators with Local Level Data		
9.2.1	Manufacturing value added as a proportion of GDP and per capita	
9.2.2	Manufacturing employment as a proportion of total employment	
9.c.1	Proportion of population covered by a mobile network, by technology	
<p>9.2.1 and 9.3.1 Sustainable Industry</p> <p>The indicators reflect the measure of manufacturing, production and services sectors as gross value added as part of the total industry value added for St Helens.</p> <p>Small and medium sized enterprises can be supported by local economic development strategies, taking into account local resources, needs and markets and further development of the green economy and technology</p> <p>Gross Value Added is considered a better data measure than GDP being a measure of wealth generated in a location.</p> <p>St Helens economic profile shows GVA by sector in 2018. manufacturing is 10.46% of GVA. (Source: ONS) Manufacturing accounts for approximately 11% of total employment in the North West of England (Source: ONS)</p> <p>9.c.1 Mobile Network</p> <p>99.7% of UK premises had 4G mobile coverage in 2018.</p>		
Links to key St Helens Strategies		
<p>Borough Strategy</p> <p>The Strategy has Goal 9 mapped against Priorities 4 (Strong Economy) and 5 (Green and Vibrant Places). There are no indicators reported in the performance monitoring or data on the Local Insight Dashboard for this Goal. There are a number of SDG indicators which could be reported using local data including indicators 9.2.1 Manufacturing gross value added; 9.2.2 Proportion of small scale industries in total industry value added.</p>		

St Helens Case Study

Glass Futures is currently running a £54m pilot project in St Helens to make glass manufacturing more sustainable. They are building a global glass research and innovation facility which is expected to be complete January 2023.

Goal 10

Sustainable Development Goal 10 Reduced inequality		10 REDUCED INEQUALITIES 
Key Global Targets by 2030		
10.1	Progressively achieve and sustain income growth of the bottom 40% of the population at a rate higher than the national average	
10.2	Empower and promote the social, economic and political inclusion of all, irrespective of age, sex, disability, race, ethnicity, origin, religion or economic or other status	
10.3	Ensure equal opportunity and reduce inequalities of outcome, including by eliminating discriminatory laws, policies and practices and promoting appropriate legislation, policies and action in this regard	
10.4	Adopt policies, especially fiscal, wage and social protection policies, and progressively achieve greater equality	
Key Global Indicators with Local Level Data		
10.1.1	Growth rates of household expenditure or income per capita among the bottom 40% of the population and the total population	
10.2.1	Proportion of people living below 50% of median income, by sex, age and persons with disabilities	
10.3.1	Proportion of population reporting having personally felt discriminated against or harassed in the previous 12 months on the basis of a ground of discrimination prohibited under international human rights law	
10.4.1	Labour share of GDP, comprising wages and social protection transfers	
St Helens Snapshot		

It is difficult to provide a snapshot for St Helens for this goal. Although legislation, policies and regulations are in place the UK needs to identify data sources for the indicators which sit under this goal. Data sources currently remains unavailable at the national and local levels.

The Council has a particular role to play in political inclusion at local level. It can promote the participation of minority and traditionally underrepresented groups in public consultation processes, and in standing for elected office. This is demonstrated in Goal 5.5 on empowerment of women.

Non-statistical indicator:

The Equality Act 2010 is the legislative and policy framework which protects people against discrimination, harassment or victimisation in employment, and as users of private and public services. The law is based on nine protected characteristics: age, disability, gender reassignment, marriage and civil partnership, pregnancy and maternity, race, religion or belief, sex, and sexual orientation and supports the delivery of indicators 10.2 and 10.3.

The Specific Public Sector Equality Duty requires public bodies to set measurable equality objectives and to publish information about their performance on equality annually and St Helens Council has done so since 2010.

Links to key St Helens Strategies

Borough Strategy

The mapping of the Goals in the St Helens Framework has reduced inequality under 5 of the 6 priority themes. However no specific references are made in actions, monitoring or outcomes relating to this goal

Equality, Diversity, and Inclusion Strategy 2022-2025

A council-wide programme working with staff, partners, and community stakeholders to “implement duties of equality legislation, disseminate good practice, and ensure the council's workforce and service providers are equipped to deliver accessible, safe, and inclusive services to our diverse community”.

St Helens Case Study

Navajo Merseyside & Cheshire LGBTIQ+ Charter Mark

An equality mark sponsored by In-Trust Merseyside and supported by the LGBTIQ+ Community networks across Merseyside– a signifier of good practice, commitment and knowledge of the specific needs, issues and barriers facing LGBTIQ+ people in Merseyside.

Organisations who operate in St Helens who have gained the Chartermark include: St Helens Council, Barnardo's, Merseytravel, Merseyside Police, National Probation Service, St Helens and Knowsley Teaching Hospitals NHS Trust

St Helens Young Carers

Provides support to Young Carers so that they are recognised and have the same opportunities and life chances as other children and young people of a similar age.

Goal 11

Sustainable Development Goal 11 Make cities and human settlements inclusive, safe, resilient and sustainable		
Key Global Targets by 2030		
11.1	Ensure access for all to adequate, safe and affordable housing and basic services and upgrade slums	
11.6	Reduce the adverse per capita environmental impact of cities, including by paying special attention to air quality and municipal and other waste management	
11.7	By 2030, provide universal access to safe, inclusive and accessible, green and public spaces, in particular for women and children, older persons and persons with disabilities	
11.a	Support positive economic, social and environmental links between urban, peri-urban and rural areas by strengthening national and regional development planning	
11.b	By 2020, substantially increase the number of cities and human settlements adopting and implementing integrated policies and plans towards inclusion, resource efficiency, mitigation and adaptation to climate change, resilience to disasters [edited]	
Key Global Indicators with Local Level Data		
11.1.1	Proportion of urban population living in slums, informal settlements or inadequate housing	
11.6.1	Proportion of urban solid waste regularly collected and with adequate final discharge out of total urban solid waste generated, by cities	
11.6.2	Annual mean levels of fine particulate matter (e.g. PM2.5 and PM10) in cities (population weighted)	
11.7.1	Average share of the built-up area of cities that is open space for public use for all, by sex, age and persons with disabilities	
11.a.1	Proportion of population living in cities that implement urban and regional development plans integrating population projections and resource needs, by size of city	
11.b.2	Proportion of local governments that adopt and implement local disaster risk reduction strategies in line with national disaster risk reduction strategies	
St Helens Snapshot		
<p>11.1 Homelessness</p> <p>Issues of housing and homeless can be addressed across several goals. It is important to ensure there is access for all to quality and affordable housing in the Borough. The Government's Homelessness Reduction Act commenced in April 2018 and requires Local Housing Authorities to have a greater statutory duty to prevent homelessness and helping more people who are homeless or threatened with homelessness.</p>		

Data on rough sleeping is a snapshot estimate based on one day a year when those who are rough sleeping are counted. In autumn 2021 this was 1-4 in St Helens compared to 14 in 2018. (Source: Department for Levelling Up, Housing and Communities).

11.6 Municipal waste treatment

St Helens formally adopted the Joint Municipal Waste Management Strategy: Resources Merseyside 2011-2041 and the Merseyside and Halton Joint Waste Local Plan 2013. These plans set the targets for treatment and disposal of municipal waste in the City Region. In 2020/2021 56.95% of disposed waste from total collected waste was sent for incineration with Energy from Waste and only 3.97% went to landfill. 36.44% went for recycling, composting and reuse.

St Helens Local Authority Collected Waste in 2020/21 was 77,656 tonnes of which 72,153 tonnes was from households. 22,640 tonnes of household waste was sent for recycling, composting and re-use.

11.7 Safe and accessible spaces

Average number of Parks, Public Gardens, or Playing Fields within 1,000m radius is 5.4

Accessible green space in Liverpool is approximately 25%

Non statistical qualitative information

11a1 Under the UK planning system, every area of England and Wales should have an up-to-date Local Plan in place and review it at least every five years. In October 2020 the St Helens Borough Local Plan was submitted to the Planning Inspectorate for an independent examination. This local Examination in Public was held in Spring 2021. A final Inspectors Report and final schedule of main modification has been received by the Council which hopes to adopt the Local Plan in summer 2022. The main modifications proposed include taking into account the Council's climate change emergency declaration. This Local Plan does not replace the Joint Waste Local Plan which remains extant.

The Local Plan was also subject to a Sustainability Appraisal (SA) carried out by St Helens Council. The SA assessed a range of housing and economic growth options against 20 sustainability objectives which covered many of the topics in the Sustainable Development Goals.

11.b2 There is a Local Merseyside Resilience Forum and Merseyside Community Risk Register 2022.

Links to key St Helens Strategies

Borough Strategy

The performance report monitors the number of rough sleepers in Priority 3 (Safe and Strong Communities). It also reports on the kilograms of residual household waste collected per household in Priority 5 (Green and Vibrant Places)

The Local Insight Dashboard reflects under Priority 5:

- the percentage of area cover by parks and gardens;

- the accessibility to Active Green Spaces. This refers to recreational opportunities and provision of service facilities, playing fields or equipment.
- Air Quality Healthy Assets and Hazards (AHAH) Air quality domain measures accessibility in terms of the amount of air pollutants in the atmosphere that include nitrogen dioxide, particulate matter and sulphur dioxide.

St Helens Borough Local Plan


The requirement to produce an annual monitoring framework for the adopted Local Plan will provide an opportunity for additional local data to inform progress against the Sustainable Development Goals.

St Helens Case Study

Youth Action Zone (YAZ) St Helens takes part in a number of Environmental Projects. Young people in their Thatto Heath and Four Acre youth centres took part in a 14-month environmental sustainability project. Highlighting the problems in today's society and looking at solutions to preserve and take care of St Helens' environment.

They also now offer a number of environmentally friendly eco-arts projects including recycled arts projects and fashion shows, community clean up schemes and Junk Sculpture sessions.

Goal 12

Sustainable Development Goal 12 Ensure sustainable consumption and production patterns		
Key Global Targets by 2030		
12.1	Implement the 10 Year Framework of Programmes on Sustainable Consumption and Production Patterns, all countries taking action, with developed countries taking the lead, taking into account the development and capabilities of developing countries	
12.3	Halve per capita global food waste at the retail and consumer levels and reduce food losses along production and supply chains, including post-harvest losses	
12.5	Substantially reduce waste generation through prevention, reduction, recycling and reuse	
12.b	Develop and implement tools to monitor sustainable development impacts for sustainable tourism that creates jobs and promotes local culture and products	
Key Global Indicators with Local Level Data		

12.1.1	Number of countries with sustainable consumption and production (SCP) national action plans or SCP mainstreamed as a priority or a target into national policies
12.3.1	(a) Food loss index and (b) food waste index
12.5.1	National recycling rate, tonnes of material recycled
12.b.1	Number of sustainable tourism strategies or policies and implemented action plans with agreed monitoring and evaluation tools

St Helens Snapshot

12.3 Food Waste:

There is a separate weekly household food waste collection currently being provided in St Helens. 9.154.03 tonnes of edible and inedible food were thrown away by St Helens households in 2015/16. 7,520 tonnes was in the brown residual waste bin (MRWA Household Waste Composition Analysis 2016).

Identified gaps: There is not the same level of local data for business sectors but in 2015, the national Waste and Resources Action Programme (WRAP) identified food waste in the following sectors (kg per capita): Household (108kg) hospitality and food service (16kg) retail (4kg) manufacturing (28kg). St Helens should identify and support those sectors to reduce food waste which can also make financial savings for residents and businesses.

12.5: Waste:

Merseyside household recycling rate has fallen consistently for the last few years. St Helens recycling rate for 2020/21 was 31.4% (Source: WasteDataFlow) compared to the Merseyside average of 34.8% and the average recycling rate for England in 2020/21 was 43.8%. However, the reduction in recycling has happened across England for a number of reasons including the impact of the COVID pandemic.

St Helens Council provides advice to residents on recycling, re-use and waste prevention and supports the regional RecycleRight programme.

St Helens is part of the Liverpool City Region Strategic Waste Partnership formed in June 2021 to develop a Zero Waste Strategy by 2040 (Source: MRWA Report WDA 08/22 22 April 2022)

There is limited data reported for business waste in St Helens. However, UK Statistics on waste (7 March 2019) shows a waste generation split for the UK in 2016 as: Construction, demolition and excavation as 61%, Commercial and Industrial 19%, Households 12% and others 8%

12.b. Sustainable Tourism:

St Helens has some key visitor destinations including St Helens Rugby Football Club, World of Glass, Dream, Sankey Valley Country Park and the Newton Heritage Trail. It was the birthplace of Stephenson's Rocket, saw the very first modern passenger railway with the opening of the Liverpool Manchester Railway in 1830 and the first railway viaduct in the world at Sankey Valley. St Helens has been selected to be the Borough of Culture for the Liverpool City Region in 2023 which will be a great opportunity to build the visitor economy.

St Helens is also bidding to make Newton-le-Willows the home for the Great British Railways Headquarters in 2022.

Non-statistical indicator:

The Resources and Waste Strategy for England was published in 2018 and has a range of national policies and targets which are being consulted on by the Government. The UN Sustainable Development Goals (particularly Goal 12) are considered. St Helens can inform and develop delivery of the national strategy with key local stakeholders to ensure sustainable consumption and production in the borough and City Region.

Links to key St Helens Strategies

Borough Strategy

The performance monitoring report uses two indicators in Priority 5: percentage of household waste arisings which have been sent for recycling and kg of residual household waste collected per household. This can also help identify the levels of food waste from households.

Economic Reset and Recovery Plan 2021/22 which includes a Place and Green Recovery theme with the following outcomes:

- Reenergise and regenerate our town and district centres, providing a unique St Helens experience
- Establish Glass Futures as a centre of excellence with global recognition and use it as a catalyst to attract further foundation industry to the area
- Enhance the visitor economy, including investment in heritage, arts and culture
- Create a world-class digital Infrastructure
- Deliver the infrastructure to facilitate sustainable growth
- Invest in active transport and green infrastructure
- Support businesses to increase their profitability by reducing their environmental impact and taking advantage of the growing market for low carbon and environmental goods and services
- Develop and deliver a programme to meet climate change commitments.
- Deliver growth that benefits people

The implementation plan for 2021/22 included activities in supporting businesses:

- B6: Begin development of a St Helens Visitor Economy Strategy.
- P5: Clean Green and Advanced Manufacturing Skills for the Future;
- P7: Workforce Wellbeing Programme;
- PG8: Development of St Helens Economic Growth Strategy


Key gaps to be addressed are: local indicators relating to sustainable consumption, sustainable production and impacts for sustainable tourism.

St Helens Case Study

The ReStore Project St Helens is a social enterprise which upcycles and provides low cost furniture. As of June 2022 they have completed 84 restorations and donated 19 tonnes of furniture this year. Their vision is to positively help change communities and improve people's lives. Their profits go towards supporting The Hope Centre, their charity partner.

They work in partnership with local organisations to positively support people and communities.

Goal 13

Sustainable Development Goal 13 Take urgent action to combat climate change and its impacts		
Key Global Targets by 2030		
13.1	Strengthen resilience and adaptive capacity to climate-related hazards and natural disasters in all countries	
13.2	Integrate climate change measures into national policies, strategies and planning	
13.3	Improve education, awareness-raising and human and institutional capacity on climate change mitigation, adaptation, impact reduction and early warning	
13.a	Implement the commitment undertaken by developed-country parties to the United Nations Framework Convention on Climate Change to a goal of mobilizing jointly \$100 billion annually by 2020 from all sources to address the needs of developing countries in the context of meaningful mitigation actions and transparency on implementation and fully operationalize the Green Climate Fund through its capitalization as soon as possible	
Key Global Indicators with Local Level Data		
13.1.3	Proportion of local governments that adopt and implement local disaster risk reduction strategies in line with national disaster risk reduction strategies	
13.2.1	Number of countries with nationally determined contributions, long-term strategies, national adaptation plans, strategies as reported in adaptation communications and national communications	
St Helens Snapshot		
<p>Non statistical indicators</p> <p>Climate Policies</p> <p>St Helens Borough Council declared a Climate Change Emergency in July 2019. The Council is aspiring to achieve a zero-carbon target by 2040 and the Council are currently exploring a range of methods in order to achieve its aim. (Source: St Helens Documents to Council 10 July 2019)</p> <p>The Council outlined several priorities to help achieve the above aim:</p> <ul style="list-style-type: none"> ● Increase level of recycling and reduce waste. ● Encourage use of alternative modes of transport, rather than travelling by private car. ● Provide infrastructure for electric vehicles. ● Improve efficiency of Council assets and enable 100% clean energy across all Council functions by 2040. ● Encourage net-carbon developments and communities <p>The Pathway to Net Zero by 2040 (November 2021) is St Helens Council's Climate Response Plan which reaffirms the Council's commitment to the net zero vision "Together we will make St Helens a net zero Borough by 2040.</p>		

The Plan highlights that in 2029 the St Helens Borough produced 1,132,800 kilo tonnes of CO2 or 5.6 tonnes for each resident per year. The main sectors producing carbon emissions in St Helens are Industry (29%); Transport (29%); Domestic (23%); Commercial (13%) and Public Sector (5%).

In March 2023 a 7 year climate strategy will be published with annual delivery/performance plans thereafter and a further 10 year strategy in March 2030.

A Climate Commission was established in April 2021 to enable businesses and communities to have a voice and influence what is happening in the Borough. The Commission will support and monitor delivery of the Response Plan. A dedicated Youth Climate Commission is to be set up.

The Liverpool City Region Combined Authority (LCRCA) declared a Climate Change Emergency in May 2019 and resultant is developing a Climate Change Action Plan. The LCRCA has also developed several policies that will support the region efforts to address climate change (source: St Helens Borough Local Plan 2020-2035 Climate Change Background Paper October 2020)

Local Resilience Planning

Merseyside Prepared: The Merseyside Resilience Forum is a multi-agency partnership made up of all the organisations needed to prepare for and respond to any emergencies in the county including St Helens Council. It was started in 2005 after the Government issued the Civil Contingency Act. Risk reduction strategies will be essential to mitigate and adapt to climate change for a coastal city region. St Helens Council is defined as a category one responder and its primary role in an emergency is to look after the survivors and their families, both long term and short term, as well as site safety and the recovery of the communities and sites afterwards. They also provide assistance to many other agencies, including warning and informing the public of all phases of an incident.

The Forum has compiled a Merseyside Community Risk Register 2022 to identify potential risks that may affect the communities of Merseyside.

Links to key St Helens Strategies

Borough Strategy

Goal 13 is linked to Priorities 4, 5 and 6 but the only data is the total carbon footprint per person (kg) indicator listed in the Local Insight Dashboard. This is based on seven underlying sources of emissions data: Electricity, Gas, Other Heating, Car Driving, Van Driving, Flights, and Consumption of goods and services. This data is sourced from the place-based carbon calculator produced through the Centre for Research into Energy Demand Solutions. This currently gives a carbon footprint of 7,361kg per person in 2021

The St Helens Borough Local Plan

The Plan aims to be adopted by summer 2022. Policies identified within the Plan should support the Council's Climate Change Emergency Declaration particularly to deliver energy efficient and low carbon developments.

Net Zero: St Helens Chamber support to local businesses to achieve cutting carbon emissions in half by 2030 and to reach Net Zero by 2050

St Helens Case Study


St Helens Business Continuity Management Toolkit supports to businesses to continue to deliver products or services at an acceptable predefined level following a disruptive incident.

Glass Futures is working with the global glass industry and supply chain to develop technologies to revolutionise glass manufacture, world class training for the whole supply chain and new resource efficient processes.


Hynet Project was selected as one of only two regions in the UK to be confirmed as a track 1 low carbon cluster. Due to go online in 2025, this will move the region a step closer to producing and storing hydrogen at an industrial scale and reduce the region's carbon emissions by 25% within 5 years. The project will also enable hydrogen to be transported across the region and play a key role in "fuel switching" industry away from natural gas.

Hynet will provide economic opportunities to St Helens and the wider region creating 6,000 new jobs and £17 billion of inward investment to the North West to 2050.

Goal 14

Sustainable Development Goal 14 Conserve and sustainably use the oceans, seas and marine resources for sustainable development		
Key Global Targets by 2030		
14.1	By 2025, prevent and significantly reduce marine pollution of all kinds, in particular from land-based activities, including marine debris and nutrient pollution	
Key Global Indicators with Local Level Data		
14.1.1	Index of coastal eutrophication and floating plastic debris density	
St Helens Snapshot		
<p>The majority of the indicators in this goal reflect national marine issues and sustainable fishing.</p> <p>However, the role of the waterways within St Helens remains important. The industrial heritage took its toll on St Helens and the wider region and water quality in the Mersey was severely affected by industrialisation. This is reflected in the snapshot for Goal 6 to ensure the sustainable management of water and sanitation for all.</p> <p>Identified Gaps</p> <p>Goal 14 includes the big issue of plastic pollution particularly in our waters. It is possible to reflect the work the community in St Helens is undertaking through litter picks and clean up campaigns to reduce the amount of land based plastic waste going into local waters.</p>		
Links to key St Helens Strategies		
Borough Strategy		
Priority 5: Green and Vibrant Places		
There does not appear to be any performance measures being reported against this goal. However the Local Insight dashboard includes the following indicator:		
<p>AHAH Blue Space</p> <p>Shows the accessibility to blue spaces in per square kilometres. This indicator is an input measure for the Access to Healthy Assets and Hazards (AHAH) index as part of the Physical Environment domain.</p>		
St Helens Case Study		
The Sankey Canal Restoration Society was formed in 1985 with the help and encouragement of the St Helens Groundwork Trust. Their aim is to achieve full restoration of the canal. Their work mainly involves publicising and promoting the cause of the canal.		

Goal 15

<p>Sustainable Development Goal 15 Protect, restore and promote sustainable use of terrestrial ecosystems, sustainably manage forests, combat desertification, and halt and reverse land degradation and halt biodiversity loss</p>		
<p>Key Global Targets by 2030</p>		
15.1	<p>By 2020, ensure the conservation, restoration and sustainable use of terrestrial and inland freshwater ecosystems and their services, in particular forests, wetlands, mountains, and drylands, in line with obligations under international agreements</p>	
15.2	<p>By 2020, promote the implementation of sustainable management of all types of forests, halt deforestation, restore degraded forests and substantially increase afforestation and reforestation globally</p>	
<p>Key Global Indicators with Local Level Data</p>		
15.1.1	<p>Woodland land cover (%)</p>	
15.2.1	<p>Progress towards sustainable forest management</p>	
<p>St Helens Snapshot</p>		
<p>St Helens is part of the Mersey Forest a growing network of trees and woodlands covering Merseyside and North Cheshire. Overall, in the Mersey Forest Plan 9m trees have been planted since 1991 and has achieved three times more tree planting than the England average. Over 3,000 hectares of woodland have been created which absorbed 524,574 tonnes of carbon dioxide – a clear impact on climate change.</p> <p>Access to safe and well-maintained green space can have a positive impact on physical and mental health and well-being; Green space can reduce health inequalities; People believe parks and open spaces improve their quality of life; Green space can help people to reconnect to healthy food and communities are stronger and more cohesive with good quality green infrastructure</p> <p>The Borough's parks and open spaces will play a key role on the impact of climate change in the city with warmer and wetter conditions and help to alleviate surface water flooding.</p> <p>Nature Connected in the government appointed Local Nature Partnership for the Liverpool City Region including St Helens and the Borough Council is a key partner. Its role includes four main areas:</p> <ul style="list-style-type: none"> • Promoting and valuing the natural environment. • Consolidating and coordinating existing groups • Developing, maintaining and using a robust evidence base • Providing strategic influence. <p>Identified gaps</p> <p>The majority of the targets and indicators for this Goal are at the national level.</p>		

However, there does not appear to be key data or actions being reported on the loss of natural habitats or biodiversity in St Helens.

More St Helens specific data could be identified and reported for the conservation, restoration and sustainable use of land and publicly reported and the value a quality natural environment can offer in making St Helens a borough where people want to live, work and play.

Links to key St Helens Strategies

Borough Strategy

Priority 5: Green and Vibrant Places

There does not appear to be any performance measures being reported against this goal. However, the Local Insight dashboard includes the following indicators:

AHAH Green Space (active)

Shows the accessibility to Active Green spaces. Active green spaces refer to recreational opportunities involving moderate to high intensity use and the provision of service facilities, playing fields or equipment. Figures are calculated as the distance from the nearest in green space. This indicator is an input measure for the Access to Healthy Assets and Hazards (AHAH) index as part of the Physical Environment domain.

Addresses with private outdoor space

Shows the proportion of addresses with access to private outdoor space (for both houses and flats).

Greenspace coverage, public parks and gardens

The percentage of an area that is covered by public parks and gardens.

Greenspace coverage, total

The percentage of an area that is covered by green space. Types of greenspaces included are: allotments or community growing spaces, bowling greens, cemeteries, religious grounds, golf courses, other sports facilities, play spaces, playing fields, public parks or gardens and tennis courts.

St Helens Economic Recovery Plan


There are no direct references or actions in the recovery plan related to this goal.

St Helens Case Study

Bold Forest Park

A cluster of community woodlands spanning 220 hectares including Sutton Manor, Clock Face Country Park and Griffin Wood. This has dramatically improved the image of the area and offers a future source of economic development.

Goal 16

<p>Sustainable Development Goal 16 Promote peaceful and inclusive societies for sustainable development, provide access to justice for all and build effective, accountable and inclusive institutions at all levels.</p>		
Key Global Targets by 2030		
16.1	Significantly reduce all forms of violence and related death rates everywhere	
16.7	Ensure responsive, inclusive, participatory and representative decision making at all levels.	
16.9	Provide legal identity for all, including birth registration	
16.10	Ensure public access to information and protect fundamental freedoms, in accordance with national legislation and international agreements	
Key Global Indicators with Local Level Data		
16.1.1	Number of victims of intentional homicide per 1,000 population	
16.1.3	Number of violent and sexual offences per 1,000 population in the previous 12 months	
16.7.1	Proportion of workers in the public and private sector by sex	
16.9.1	Proportion of children under 5 years of age whose births have been registered with a civil authority, by age	
St Helens Snapshot		
<p>St Helens is ranked 86th on the Crime domain (Indices of Deprivation 2019).</p> <p>There were 89 cases of reported crime per 1,000 residents in St Helens in 20/2021. (Source: St Helens Community Safety Partnership)</p> <p>16.1 Homicide and Violence</p> <p>There were 0 homicide incidents per 1,000 population in St Helens in 2020/21 There were 24 victims of violent crime per 1,000 population in St Helens in 2020/21 There were 3 incidents of sexual offences per 1,000 population in St Helens in 2020/21</p> <p>16.7. Employment</p> <p>2021 In St Helens: 74.7% of people were employed in the private sector (84.6% male and 63.1% female) 25.3% of people were employed in the public sector (15.4% male and 36.9% female)</p>		

16.9 Registrations of Births

16.9.1 The registration systems in the UK is 100%

Links to key St Helens Strategies

Borough Strategy

Goal 16 is mapped against Priority 6: A Responsible Council but should also be included in Priority 4 Strong Economy.

The St Helens data platform includes a number of crime related indicators under Priority 3.


St Helens Case Study

Merseyside Police – The Violence Reduction Partnership is a multi-stakeholder collaboration that will focus on reducing crime by preventing children and young people from entering into criminal activities in the first place.

Other Examples

- RASASC, Rape & Sexual Abuse Support Centre – Provides support to any adults or children affected by sexual violence

Goal 17

Sustainable Development Goal 17 Strengthen the means of implementation and revitalize the Global Partnership for Sustainable Development		
Key Global Targets by 2030		
17.8	Fully operationalise the Technology Bank and STI (Science, Technology and Innovation) capacity-building mechanism for least developed countries by 2017 and enhance the use of enabling technology, in particular information and communications technology	
17.14	Enhance policy coherence for sustainable development	
17.19	Build on existing initiatives to develop measurements of progress on sustainable development that complement gross domestic product, and support statistical capacity-building in developing countries	
Key Global Indicators with Local Level Data		
17.8.1	Proportion of individuals using the Internet	
17.16.1	Number of countries reporting progress in multi-stakeholder development effectiveness monitoring frameworks that support the achievement of the sustainable development goals	
17.19.2	Proportion of countries that (a) have conducted at least one population and housing census in the last 10 years; and (b) have achieved 100% birth registration and 80% death registration	
St Helens Snapshot		
<p>The majority of targets and indicators for Goal 17 are for the UK to report or develop data sources and not suitable at present for local level input.</p> <p>17.8 Technology: 88.33% of residents over 16 in St Helens and Knowsley had used the Internet in the previous three months in 2020 (Office for National Statistics).</p> <p>17.16 The relevant policies relevant to this indicator are in place at the UK level (Agenda 2030: Delivering the Global Goals). St Helens Borough Council agreed a resolution to adopt the Global Goals in 2020 and a St Helens Framework was developed in July 2021 which aims to map the Goals against the Borough Strategy and it is proposed to monitor progress. We have identified that the quarterly St Helens Council performance report on the Borough Strategy includes reference to the mapping of the Sustainable Development Goals and reports on the priorities St Helens has set within the Strategy. 14 SDG indicators are being monitored within this performance framework and a further 9 are included in the Local Insight data dashboard.</p> <p>17.19 Census the UK achieved 100% for this Indicator with a national Census every 10 years and legislation for the registration of births, marriages and deaths. The last national Census was conducted on 21 March 2021 and 97% of households in the UK responded. The data is due to be released in Summer 2022 on population and household estimates at local level cross tabulated by sex and age. This will help Local Authorities including St</p>		

Helens with the information needed to develop policies, plan and run services and decide how to allocate budgets to ensure public funds get to where they are needed most.

Identified gaps / Opportunity

Many public, private and community partners have taken account of sustainable development in the development of key policies and strategies over the last thirty years. However, this integration has not necessarily been consistent or monitored. The Goals offer an opportunity to integrate a coherent set of policies and actions into the core of activities in the borough by all partners and increase the availability of quality, timely and robust data. This has been recognised within the Borough Strategy to help inform current and future plans over the next decade to address economic, social and environmental issues and deliver a sustainable St Helens.

Links to key St Helens Strategies

Borough Strategy

A St Helens Council Framework produced in July 2021 for the sustainable development goals identified which goals fit against each of the 6 priority themes of the Borough Strategy. It aims to establish appropriate local data to track and monitor progress against the goals; embed these metrics and indicators within the Local Information System and develop data visualisation tools to tell the story and communicate progress regularly to residents and partners.

More could be said about the aims and ambition of partners and communities to deliver the UN Goals in St Helens as well as contributing to the priorities of the Borough Strategy. There are at least 29 additional SDG indicators which could be monitored using local St Helens data .

St Helens Case Study

Halton & St Helens Voluntary And Community Action works to improve the quality of life for the people of Halton and St Helens. They work to support grassroots organisations and develop them appropriately and professionally whilst staying integral to their initial purpose allowing the community to thrive and flourish

Other Examples

- St Helens Gateway – Community hub bringing together health, social care and wellbeing information

Appendices

A. UK Cities

Bristol

- Bristol One City - [Link](#)
- First SDG Data Platform in the UK
- [City Playbook for Advancing the SDGs](#) - how-to briefs and case studies on advancing sustainable development and social progress locally. Written by city gov officials
- [VLR 2019](#), report reflects whole city approach to tackling the SDGs
- **Bristol City Council**, England (taken from [city list](#))
 - Highlighted issues with functional area of Bristol and the 'City of Bristol' area
 - Assessed % of respondents working on each SDG. Created by consulting with local organisations. Helps to work out the gaps in SDG progress.
 - Universal vision of the SDGs highlights the need to foster strategic cross-sectoral partnerships (private sector, non-profit and local / national government)
 - Bristol SDG Alliance – made up of 75 stakeholders advocating for the practical use of SDGs in the city and nationally
 - City Website: <https://www.bristolonecity.com/sdgs/> AND <http://www.bristol.ac.uk/cabot/what-we-do/sdgs/>
 - VLR: <https://www.bristol.ac.uk/media-library/sites/cabot-institute-2018/documents/BRISTOL%20AND%20THE%20SDGs.pdf>

Huddersfield

- Sustainable Huddersfield - [Website Link](#) and [PDF](#)
- Incorporating the goals to help monitor progress, setup 2019 by [Barry Sheerman](#)
- VLR - currently working towards a Voluntary Local Review, intended to celebrate business, local groups, university and local gov. Identify positives and gaps, prompt action across. (also says on their website the only VLR in England is Bristol)
- Five working groups: (1) Business & manufacturing (2) environment (3) health & wellbeing (4) Transport & Energy (5) Comms & Culture

Doncaster

- ONS SDG Indicators on a github site? - [Link](#)
- Barry Sheerman MP ([COP 26 debate via Hansard](#) 14 Apr 2021)

Bradford

- [Bradford District Sustainable Development Partnership \(SDP\)](#) - brings leadership from across business, key organisations, city of Bradford met district council and West Yorkshire combined authority
 - 11 work streams that have been guided by the SDGs

- Partnership instrumental in shaping COVID-19 Recovery Plan and bring forward proposals for neighbourhood retrofit, sustainable food supply, clean transport, creating a circular economy, greening the district
- [Sustainable Development Action Plan](#) - measures in line with SDGs cut carbon and costs, improve health and wellbeing and generate new jobs and sustainable economic growth through investment in green economy

Glasgow

- [Glasgow's SDG journey](#) via Urbact
 - declared a climate and ecological emergency in may 2019, target to be carbon neutral 2030, ecological emergency working group. Aligned with the SDGs, represent a response and rallying call from Glasgow city council to itself and wider city to tackle climate emergency, already achieved target of reducing CO2 emissions by 30% in 2020
- [Sustainable Glasgow](#) - supports the city's ambition of becoming Net-Zero Carbon by 2030. Formed in 2010 to make Glasgow world-leading centre for sustainable policy, innovation and action.
 - Four hubs to produce innovative solutions to key city challenges (1) greening the city hub (2) green infrastructure and transport hub (3) private sector and green economy hub (4) housing and heating hub
 - Created [Sustainable Glasgow Charter](#) - commitment by leading businesses and employers in Scotland's largest city
 - Have a [Charter Pledge](#) - signed by city climate champions for sustainable Glasgow green economy

Birmingham

- Birmingham city council first to adopt global goals - [link](#)
- Motions agreed at City Council 2018 - [link](#)

London

- London's progress towards meeting the SDGs [PDF](#)
- London Sustainable Development Commission LSDC - [Link](#)
 - Made up of experts that provide independent advice to the Mayor of London on his Sustainable Development duty
 - Work in close partnership with City Hall's Sustainable Development Team on strategy input, research, programme delivery, and bringing sustainable development into the mainstream.
 - Advised on issues - sustainability at 2012 Olympics, Quality of Life in London, Research into carbon emissions in London

Leeds

- [Leeds Sustainable Development Group](#), 2008, group of informal professionals and locals who want to influence the future of Leeds
- [Local Government Association – Guide to SDGs](#)

Sheffield

- [Localisation of SDGs in Sheffield](#) - led by realising just cities at UOS in partnership with Sheffield city council. Done in aim to understand relevance and usefulness of the SDGs for the city council and its partners. Found 89 SDG targets that are locally relevant and 61 well-aligned with existing local ambitions
- Sheffield Green Commission - [Link](#)
 - Key experts, influencers and decision makers who recommend how to make the city sustainable
 - Based around 4 visions - connected city, transformative energy, European green city and learning city

York and Humber

- [One Planet York](#) - aiming Carbon neutral Status by 2030. Committed to collecting relevant information about carbon footprints and supporting measures to increase biodiversity and soil health and balance the water cycle. Generate One Planet Living initiatives, engage with local actions
- [City of York Council Plan 2019-2023](#), update May 2021. Recruited a head of carbon reduction to facilitate progress against climate ambitions. Developing 10 year city plan to develop a collaborative approach to tackling climate change
- York and Humber Climate Commission - [Link](#)
 - Independent advisory body set up to bring public, private and third sectors together to support
 - Four inter-related aims: foster climate resilience and adaptation to climate risks and impacts, support rapid progress towards net zero carbon emissions, encourage inclusive transition and climate actions that leave no-one behind and promote sustainability and climate actions that also protect nature and biodiversity

Oxford

- [SDG Impact Lab](#) – EasyJet funded programme within Oxford University supporting wider city adoption

B. SDG Mapping Project Promotion & Engagement

Below is a list of high-profile events and activity undertaken by 2030hub where this project in St Helens has been specifically promoted or discussed, as an SDG leader both during the during the delivery of the Together To Zero project and those agreed, but take place from July onwards.

During (March – June):

- Presentation at Oxford University [SDG Impact Lab](#) (May 2022)
- All Party Parliamentary Group (APPG) on Global Goals at [reception at House of Lords](#) (June 2022)
- [‘World’s To-Do List’ global launch](#) in London (with Sadiq Khan & Richard Curtis – June 2022)
- UN [Global Goals Week](#) Partner monthly planning meetings (since April 2022)
- [Lancaster Uni Eco-I](#) presentation and legacy discussion (May 2022)
- [Sustainable Visitor Economy](#) Liverpool launch event (May 2022)

Post Together To Zero (July onwards):

- United Nations High Level Political Forum (HLPF) – [‘Local Action – Getting the SDGs back on track’](#) (July 2022) via UN Habitat
- Global Goals Week (September 2022) both Liverpool based and global events inc:
 - [‘World’s To-Do List’](#) campaign activation
 - Google Head of Sustainability (EMEA) webinar talking to LCRCAs business about net zero (tbc)
- Launch of new Professional Liverpool – Sustainability Advisory Board (tbc)
- Liverpool Sustainable Visitor Economy Working Group (July 2022)



**STRONGER
SUSTAINABLE
ST HELENS**



**TOGETHER
TO ZERO**